










# SPOTlight: School Year 2022-2023

Imhotep Institute Charter High School			
School Code	3309	Principal Name	Jury Segers
Sector	Charter	Address	6201 N 21st St
Network	Charters	Phone	215 438 4140
Report Type	High School	Admission Category	Citywide
Receives K8 Report	No	October 1 Enrollment	590
Grades in Report	9 12		
Website	imhotephighschool.com		

## School Performance Outcomes Table

CONDITIONS FOR SUCCESS				
Metric Name	2021-22 Results	2022-23 Results	2022-23 Progress	Metric Description
Student Attendance	72.1%	71.2%	-0.9 %-pts 	Percentage of students attending 90% or more of instructional days
Teacher Attendance	Not Applicable			Percentage of teachers attending 90% or more of work days
Student Dropouts (Grades 9-12)	0	2	+2 	Number of students no longer enrolled, and who did not transfer or graduate
Graduation Rate (4-Year Cohort)	90.9%	90.0%	-0.9 %-pts 	Percentage of students graduating high school within four years of first-time enrollment in 9th grade

ACADEMIC GOALS						
Metric Name	2018-19 Results*	2022-23 Results	2022-23 Progress	2018-19 Results*	2022-23 Results	2022-23 Progress
<b>Goal 4: Best by 11th Grade</b>	<b>Keystone Proficient or Advanced</b>			<b>Keystone Below Basic</b>		
Algebra 1	14.8%	9.5%	-5.4 %-pts 	28.9%	56.7%	+27.8 %-pts 
Biology	13.7%	6.4%	-7.4 %-pts 	46.2%	53.2%	+7.0 %-pts 
Literature	31.3%	40.6%	+9.3 %-pts 	20.9%	15.6%	-5.3 %-pts 

\* Due to COVID-19 pandemic-related test cancellations and exemptions, Keystone results for 2022-23 are compared to pre-pandemic (2018-19) performance.

Metric Name	2021-22 Results	2022-23 Results	2022-23 Progress	Metric Description
<b>Goal 5: Grade 12 CTE</b>	<b>NOCTI Competent or Advanced</b>			
NOCTI	Insufficient Sample			Percentage of students passing the industry standards assessment specific to each Career and Technical Education (CTE) program

All SPOTlight indicator colors are based on unrounded changes in results. Percentage point changes are rounded to the nearest tenth for display.

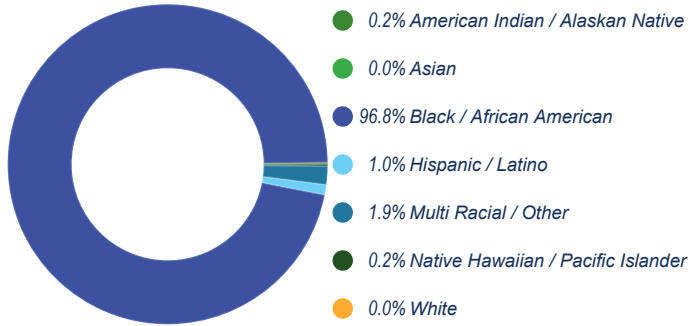
SPOTlight Legend:	Improving 	Maintaining 	Not Improving 
-------------------	---	--	---

# Imhotep Institute Charter High School

## 2022-2023 SCHOOL PROGRESS REPORT ON EDUCATION AND EQUITY

School Code | 3309 Sector | Charter Network | Charters  
Principal Name | Jury Segers Address | 6201 N 21st St  
Phone | 215-438-4140 Website | imhotephighschool.com  
Report Type | High School Grades in Report | 9-12  
Admissions Category | Citywide Receives K8 Report | No  
Oct 1 Enrollment | 590

### Student Enrollment and Demographics



**659**  
# of Students Served Over the Full Year

**21.9%**  
% of Students with IEPs

**0.0%**  
% of Students Identified as English Learners

**74.1%**  
% of Students Identified as Economically Disadvantaged

### Student Attendance

**43.7%**  
% of Students Attending at Least 95% of Instructional Days

**71.2%**  
% of Students Attending at Least 90% of Instructional Days

Score Level	Performance	Improvement	Level
Not Applicable for 2022-2023	Black / African American		
	Insufficient Data for Score	Insufficient Data for Score	NA
Performance Insufficient Data for Score	Hispanic / Latino		
	Insufficient Data for Score	Insufficient Data for Score	NA
Improvement Improving in 20.0% 2 out of 10 Eligible Metrics	Multi Racial / Other		
	Insufficient Data for Score	Insufficient Data for Score	NA
Goal Performance (All Students)	White		
Four-Year Cohort Graduation Rate Score: 90.0%	Insufficient Data for Score	Insufficient Data for Score	NA
MAINTAINING -0.9 From Prior Year	American Indian / Alaskan Native		
	Insufficient Data for Score	Insufficient Data for Score	NA
GOAL 4   Keystone: % of Students Proficient or Advanced on All 3 Keystones, Grade 11 Score: 3.8%	Asian		
Not Applicable No Data Prior Year	Insufficient Data for Score	Insufficient Data for Score	NA
	Native Hawaiian / Pacific Islander		
	Insufficient Data for Score	Insufficient Data for Score	NA
GOAL 5   % of 12th Grade CTE Students Meeting Industry Standards Insufficient Sample	English Learners		
	Insufficient Data for Score	Insufficient Data for Score	NA
	Students with IEPs		
	Insufficient Data for Score	Insufficient Data for Score	NA
	Economically Disadvantaged		
	Insufficient Data for Score	Insufficient Data for Score	NA

● Improving ● Maintaining  
● Not Improving ● Not Applicable

# Climate, Culture & Opportunity

## Conditions for Success

School Code | 3309 School Name | Imhotep Institute Charter High School

### % of Students Attending 90%+ of Days

#### All Students

659 Students

Score: 71.2%



MAINTAINING

-0.9 From Prior Year



### % of Students Attending

Greater Than 95% of Instructional Days

43.7%

90-95% of Instructional Days

27.5%

85-90% of Instructional Days

10.6%

80-85% of Instructional Days

8.2%

Less than 80% of Instructional Days

10.0%

### Number of Dropouts

#### All Students

Grades 9-12

Students: 2

NOT IMPROVING

+2.0 From Prior Year



### % of Students Receiving Zero Out-of-School Suspensions

#### All Students

659 Students

Score: 82.7%



NOT IMPROVING

-12.1 From Prior Year



\* Schools that are performing at the most positive value for a metric automatically receive a label of "Improving", even if no change in performance occurred.

# Climate, Culture & Opportunity

## Conditions for Success

School Code | 3309 School Name | Imhotep Institute Charter High School

**% of Teachers Attending 90%+ of Days**

**Additional Teacher Metrics**

**All Teachers**

**Not Applicable**

**Data Unavailable**  
% of Teachers Rated as  
Distinguished

**Data Unavailable**  
% of Teachers Rated as  
Proficient




**Data Unavailable**  
Year-to-Year Teacher  
Retention

*\* Schools that are performing at the most positive value for a metric automatically receive a label of "Improving", even if no change in performance occurred.*

# College & Career: Every Student Graduates Ready for College and Careers

## Conditions for Success

School Code | 3309 School Name | Imhotep Institute Charter High School

Four-Year Cohort Graduation Rate	Other Key Metrics		
<p><b>All Students</b> 135 out of 150 Students</p> <p><b>Score: 90.0%</b></p> <p><b>MAINTAINING</b> -0.9 From Prior Year </p>	<p><b>99.2%</b> Ninth-Grade On-Track Rate</p> <p><b>46.2%</b> First-Fall Matriculation</p> <p><b>44.0%</b> % of Students Completing the FAFSA by End of 12th Grade</p>		
<p><b>Black / African American</b> 133 out of 144 Students</p> <p><b>Score: 92.4%</b></p> <p><b>IMPROVING</b> +2.0 From Prior Year </p>			
<p><b>Hispanic / Latino</b></p> <p>Insufficient Sample</p>			
<p><b>Multi Racial / Other</b></p> <p>Insufficient Sample</p>			
<p><b>White</b></p> <p>Insufficient Sample</p>			
<p><b>American Indian / Alaskan Native</b></p> <p>Insufficient Sample</p>			
<p><b>Asian</b></p> <p>Insufficient Sample</p>			
<p><b>Native Hawaiian / Pacific Islander</b></p> <p>Insufficient Sample</p>			
<p><b>English Learners</b></p> <p>Insufficient Sample</p>			
<p><b>Students with IEPs</b> 31 out of 36 Students</p> <p><b>Score: 86.1%</b></p> <p><b>NOT IMPROVING</b> -13.9 From Prior Year </p>			
<p><b>Economically Disadvantaged</b></p> <p>Insufficient Sample</p>			

\* Schools that are performing at the most positive value for a metric automatically receive a label of "Improving", even if no change in performance occurred.

# College & Career: Every Student Graduates Ready for College and Careers

## Goal 4 - Keystone Algebra I Proficiency, Grade 11

School Code | 3309 School Name | Imhotep Institute Charter High School

Keystone Algebra 1: % of Students Proficient or Advanced, Grade 11	Keystone Algebra 1: % of Students Below Basic, Grade 11
<b>All Students</b> 12 out of 127 Students <b>Score: 9.5%</b> <div style="display: flex; align-items: center; gap: 10px;"> <div style="background-color: red; color: white; padding: 2px 5px; border-radius: 10px;">NOT IMPROVING</div> <span>-5.4 From Prior Year</span> <div style="color: red; font-size: 24px;">✗</div> </div>	<b>All Students</b> 72 out of 127 Students <b>Score: 56.7%</b> <div style="display: flex; align-items: center; gap: 10px;"> <div style="background-color: red; color: white; padding: 2px 5px; border-radius: 10px;">NOT IMPROVING</div> <span>+27.8 From Prior Year</span> <div style="color: red; font-size: 24px;">✗</div> </div>
<b>Black / African American</b> 12 out of 121 Students <b>Score: 9.9%</b> <div style="display: flex; align-items: center; gap: 10px;"> <div style="background-color: gray; color: white; padding: 2px 5px; border-radius: 10px;">Not Applicable</div> <span>No Data Prior Year</span> <div style="border: 1px solid gray; border-radius: 50%; width: 15px; height: 15px; display: flex; align-items: center; justify-content: center;">○</div> </div>	<b>Black / African American</b> 69 out of 121 Students <b>Score: 57.0%</b> <div style="display: flex; align-items: center; gap: 10px;"> <div style="background-color: gray; color: white; padding: 2px 5px; border-radius: 10px;">Not Applicable</div> <span>No Data Prior Year</span> <div style="border: 1px solid gray; border-radius: 50%; width: 15px; height: 15px; display: flex; align-items: center; justify-content: center;">○</div> </div>
<b>Hispanic / Latino</b> Insufficient Sample	<b>Hispanic / Latino</b> Insufficient Sample
<b>Multi Racial / Other</b> Insufficient Sample	<b>Multi Racial / Other</b> Insufficient Sample
<b>White</b> Insufficient Sample	<b>White</b> Insufficient Sample
<b>American Indian / Alaskan Native</b> Insufficient Sample	<b>American Indian / Alaskan Native</b> Insufficient Sample
<b>Asian</b> Insufficient Sample	<b>Asian</b> Insufficient Sample
<b>Native Hawaiian / Pacific Islander</b> Insufficient Sample	<b>Native Hawaiian / Pacific Islander</b> Insufficient Sample
<b>English Learners</b> Insufficient Sample	<b>English Learners</b> Insufficient Sample
<b>Students with IEPs</b> 2 out of 29 Students <b>Score: 6.9%</b> <div style="display: flex; align-items: center; gap: 10px;"> <div style="background-color: gray; color: white; padding: 2px 5px; border-radius: 10px;">Not Applicable</div> <span>No Data Prior Year</span> <div style="border: 1px solid gray; border-radius: 50%; width: 15px; height: 15px; display: flex; align-items: center; justify-content: center;">○</div> </div>	<b>Students with IEPs</b> 25 out of 29 Students <b>Score: 86.2%</b> <div style="display: flex; align-items: center; gap: 10px;"> <div style="background-color: gray; color: white; padding: 2px 5px; border-radius: 10px;">Not Applicable</div> <span>No Data Prior Year</span> <div style="border: 1px solid gray; border-radius: 50%; width: 15px; height: 15px; display: flex; align-items: center; justify-content: center;">○</div> </div>
<b>Economically Disadvantaged</b> 11 out of 105 Students <b>Score: 10.5%</b> <div style="display: flex; align-items: center; gap: 10px;"> <div style="background-color: gray; color: white; padding: 2px 5px; border-radius: 10px;">Not Applicable</div> <span>No Data Prior Year</span> <div style="border: 1px solid gray; border-radius: 50%; width: 15px; height: 15px; display: flex; align-items: center; justify-content: center;">○</div> </div>	<b>Economically Disadvantaged</b> 61 out of 105 Students <b>Score: 58.1%</b> <div style="display: flex; align-items: center; gap: 10px;"> <div style="background-color: gray; color: white; padding: 2px 5px; border-radius: 10px;">Not Applicable</div> <span>No Data Prior Year</span> <div style="border: 1px solid gray; border-radius: 50%; width: 15px; height: 15px; display: flex; align-items: center; justify-content: center;">○</div> </div>

\* Schools that are performing at the most positive value for a metric automatically receive a label of "Improving", even if no change in performance occurred.

\* Due to COVID-19 pandemic-related test cancellations and exemptions, Keystone results for 2022-2023 are compared to pre-pandemic (2018-2019) performance; 2018-2019 subgroup data are not included.

# College & Career: Every Student Graduates Ready for College and Careers

## Goal 4 - Keystone Biology Proficiency, Grade 11

School Code | 3309 School Name | Imhotep Institute Charter High School

Keystone Biology: % of Students Proficient or Advanced, Grade 11	Keystone Biology: % of Students Below Basic, Grade 11
<p><b>All Students</b> 8 out of 126 Students</p> <p><b>Score: 6.4%</b> <span>NOT IMPROVING</span> -7.4 From Prior Year </p>	<p><b>All Students</b> 67 out of 126 Students</p> <p><b>Score: 53.2%</b> <span>NOT IMPROVING</span> +7.0 From Prior Year </p>
<p><b>Black / African American</b> 8 out of 120 Students</p> <p><b>Score: 6.7%</b> <span>Not Applicable</span> No Data Prior Year </p>	<p><b>Black / African American</b> 64 out of 120 Students</p> <p><b>Score: 53.3%</b> <span>Not Applicable</span> No Data Prior Year </p>
<p><b>Hispanic / Latino</b></p> <p>Insufficient Sample</p>	<p><b>Hispanic / Latino</b></p> <p>Insufficient Sample</p>
<p><b>Multi Racial / Other</b></p> <p>Insufficient Sample</p>	<p><b>Multi Racial / Other</b></p> <p>Insufficient Sample</p>
<p><b>White</b></p> <p>Insufficient Sample</p>	<p><b>White</b></p> <p>Insufficient Sample</p>
<p><b>American Indian / Alaskan Native</b></p> <p>Insufficient Sample</p>	<p><b>American Indian / Alaskan Native</b></p> <p>Insufficient Sample</p>
<p><b>Asian</b></p> <p>Insufficient Sample</p>	<p><b>Asian</b></p> <p>Insufficient Sample</p>
<p><b>Native Hawaiian / Pacific Islander</b></p> <p>Insufficient Sample</p>	<p><b>Native Hawaiian / Pacific Islander</b></p> <p>Insufficient Sample</p>
<p><b>English Learners</b></p> <p>Insufficient Sample</p>	<p><b>English Learners</b></p> <p>Insufficient Sample</p>
<p><b>Students with IEPs</b> 1 out of 29 Students</p> <p><b>Score: 3.5%</b> <span>Not Applicable</span> No Data Prior Year </p>	<p><b>Students with IEPs</b> 23 out of 29 Students</p> <p><b>Score: 79.3%</b> <span>Not Applicable</span> No Data Prior Year </p>
<p><b>Economically Disadvantaged</b> 7 out of 103 Students</p> <p><b>Score: 6.8%</b> <span>Not Applicable</span> No Data Prior Year </p>	<p><b>Economically Disadvantaged</b> 54 out of 103 Students</p> <p><b>Score: 52.4%</b> <span>Not Applicable</span> No Data Prior Year </p>

\* Schools that are performing at the most positive value for a metric automatically receive a label of "Improving", even if no change in performance occurred.

\* Due to COVID-19 pandemic-related test cancellations and exemptions, Keystone results for 2022-2023 are compared to pre-pandemic (2018-2019) performance; 2018-2019 subgroup data are not included.

# College & Career: Every Student Graduates Ready for College and Careers

## Goal 4 - Keystone Literature Proficiency, Grade 11

School Code | 3309 School Name | Imhotep Institute Charter High School

Keystone Literature: % of Students Proficient or Advanced, Grade 11	Keystone Literature: % of Students Below Basic, Grade 11
<b>All Students</b> <i>52 out of 128 Students</i> <b>Score: 40.6%</b> <div style="display: flex; align-items: center; gap: 10px;"> <div style="background-color: #28a745; color: white; padding: 2px 5px; border-radius: 10px;">IMPROVING</div> <span>+9.3 From Prior Year</span> </div>	<b>All Students</b> <i>20 out of 128 Students</i> <b>Score: 15.6%</b> <div style="display: flex; align-items: center; gap: 10px;"> <div style="background-color: #28a745; color: white; padding: 2px 5px; border-radius: 10px;">IMPROVING</div> <span>-5.3 From Prior Year</span> </div>
<b>Black / African American</b> <i>50 out of 122 Students</i> <b>Score: 41.0%</b> <div style="display: flex; align-items: center; gap: 10px;"> <div style="background-color: #6c757d; color: white; padding: 2px 5px; border-radius: 10px;">Not Applicable</div> <span>No Data Prior Year</span> </div>	<b>Black / African American</b> <i>20 out of 122 Students</i> <b>Score: 16.4%</b> <div style="display: flex; align-items: center; gap: 10px;"> <div style="background-color: #6c757d; color: white; padding: 2px 5px; border-radius: 10px;">Not Applicable</div> <span>No Data Prior Year</span> </div>
<b>Hispanic / Latino</b> Insufficient Sample	<b>Hispanic / Latino</b> Insufficient Sample
<b>Multi Racial / Other</b> Insufficient Sample	<b>Multi Racial / Other</b> Insufficient Sample
<b>White</b> Insufficient Sample	<b>White</b> Insufficient Sample
<b>American Indian / Alaskan Native</b> Insufficient Sample	<b>American Indian / Alaskan Native</b> Insufficient Sample
<b>Asian</b> Insufficient Sample	<b>Asian</b> Insufficient Sample
<b>Native Hawaiian / Pacific Islander</b> Insufficient Sample	<b>Native Hawaiian / Pacific Islander</b> Insufficient Sample
<b>English Learners</b> Insufficient Sample	<b>English Learners</b> Insufficient Sample
<b>Students with IEPs</b> <i>1 out of 28 Students</i> <b>Score: 3.6%</b> <div style="display: flex; align-items: center; gap: 10px;"> <div style="background-color: #6c757d; color: white; padding: 2px 5px; border-radius: 10px;">Not Applicable</div> <span>No Data Prior Year</span> </div>	<b>Students with IEPs</b> <i>14 out of 28 Students</i> <b>Score: 50.0%</b> <div style="display: flex; align-items: center; gap: 10px;"> <div style="background-color: #6c757d; color: white; padding: 2px 5px; border-radius: 10px;">Not Applicable</div> <span>No Data Prior Year</span> </div>
<b>Economically Disadvantaged</b> <i>41 out of 106 Students</i> <b>Score: 38.7%</b> <div style="display: flex; align-items: center; gap: 10px;"> <div style="background-color: #6c757d; color: white; padding: 2px 5px; border-radius: 10px;">Not Applicable</div> <span>No Data Prior Year</span> </div>	<b>Economically Disadvantaged</b> <i>19 out of 106 Students</i> <b>Score: 17.9%</b> <div style="display: flex; align-items: center; gap: 10px;"> <div style="background-color: #6c757d; color: white; padding: 2px 5px; border-radius: 10px;">Not Applicable</div> <span>No Data Prior Year</span> </div>

\* Schools that are performing at the most positive value for a metric automatically receive a label of "Improving", even if no change in performance occurred.

\* Due to COVID-19 pandemic-related test cancellations and exemptions, Keystone results for 2022-2023 are compared to pre-pandemic (2018-2019) performance; 2018-2019 subgroup data are not included.



# College & Career: Every Student Graduates Ready for College and Careers

Goal 4 - Keystone Overall Proficiency, Grade 11

Goal 5 - Career and Technical Education, Grade 12

School Code | 3309 School Name | Imhotep Institute Charter High School

## Keystone All Subjects: % of Students Proficient or Advanced, Grade 11

### All Students

5 out of 131 Students

Score: 3.8%

Not Applicable

No Data Prior Year



### Black / African American

5 out of 124 Students

Score: 4.0%

Not Applicable

No Data Prior Year



### Hispanic / Latino

Insufficient Sample

### Multi Racial / Other

Insufficient Sample

### White

Insufficient Sample

### American Indian / Alaskan Native

Insufficient Sample

### Asian

Insufficient Sample

### Native Hawaiian / Pacific Islander

Insufficient Sample

### English Learners

Insufficient Sample

### Students with IEPs

1 out of 29 Students

Score: 3.5%

Not Applicable

No Data Prior Year



### Economically Disadvantaged

5 out of 108 Students

Score: 4.6%

Not Applicable

No Data Prior Year



## % of 12th Grade CTE Students Meeting Industry Standards

### All Students

Insufficient Sample

\* Schools that are performing at the most positive value for a metric automatically receive a label of "Improving", even if no change in performance occurred.

\* Due to COVID-19 pandemic-related test cancellations and exemptions, Keystone results for 2022-2023 are compared to pre-pandemic (2018-2019) performance; 2018-2019 subgroup data are not included.